

OPT130 CLIP-ON FIBER COUPLER

USER INSTRUCTION MANUAL

GENERAL

The Clip-On Coupler provides non-damaging optical fibre bi-directional coupling between a singlemode connectorized pigtail and colourless 250 µm coated single-mode fibers.

The Clip-On Coupler with its ability to simultaneously inject and extract light from the fibre at any intermediate point provides an extremely convenient and quick solution for connecting talk-sets, power meters and light sources.

SPECIFICATIONS

Parameter	Value
Optical:	
Fiber type	Single mode, 250µm, clear-coated
Coupling Efficiency @1300nm	17 to 22dB
Coupling Efficiency @1550nm	13 to 17dB
Insertion Loss (1300 &1550 nm)	< 7dB
Optical Interface	FC-PC (cable length 1m)
Back Reflection on tapped fiber	< -60dB
General:	
Dimensions	57 x 75 x 80 mm
Weight	< 350g
Operating Temperature	10 °C to +35°C with 85% humidity
Storage Temperature	0°C to +50°C with 95% humidity

CONTENTS

Item	Quantity
Clip-On Coupler	1
Plastic protective carrying case	1
Instruction Manual	1

USING THE CLIP-ON COUPLER

1. Lift to open the cover of the unit.
2. Feed bare fibre onto the guides and guide-wheel of the unit as shown in Figure 1 below. Make sure that the fiber is laid along the groove of the guide-wheel, see Figure 2.
3. Push down cover gently but firmly until it is properly closed, see Figure 3. At the stage, the bare fiber should have been trapped securely into the groove of the guide-wheel.
4. To obtain the best coupling a little amount of index-matching jell may be syringed onto the prism groove
5. To release the bare fiber lift the cover again and carefully un-thread the fibre from the guides and guide-wheel
6. Store the Clip-On in its protective case with some clean thin lint-free cloth trapped between the guide-wheel and prism groove.
7. Always clean the guide-wheel and prism-groove area with isopropyl alcohol using a lint-free cloth.




Figure. 1



Figure. 3


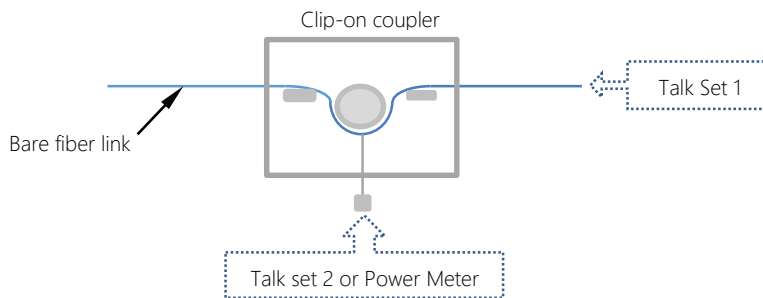


Figure. 2

CONNECTING THE CLIP-ON COUPLER TO OTHER INSTRUMENTS



Refer to our website for [Kingfisher Talk Set](#).

WARRANTY

The device is guaranteed for one year from the date of original sale. The manufacturer will repair or replace the device free of charge if it fails because of a manufacturing defect. This warranty is valid if the device is used for its intended purposes only (as described in the Instruction manual) and is not damaged or misused.

KINGFISHER INTERNATIONAL PTY LTD

720 Springvale Road, Mulgrave, Victoria 3170 Australia

T (61) 3-8544-1700

F (61) 3-8544-1793

E sales@kingfisher.com.au

W <http://www.kingfisherfiber.com>